


Differential Pressure Gauges



Model 13B

Application:

Enables measurement of differential pressures from 0+0.1 bar (1.5 psi) to 0+25bar (0-400 psi) at static pressures from 0.6 to 100 bar (1500 psi) (see table below)

Nominal Dial Size:

150mm

Accuracy:

+/-2% fsd

Ranges:

-1 to 1000 bar & psi or to customer requirements

1301B

Direct Bottom Connection

1302B

Surface Bottom Connection

1306B

Front Flange 3 hole fixing Bottom Back Connection

Specifications

Connection:

316 Stainless Steel

Measuring Element:

316 Stainless Steel

Movement:

All Stainless Steel

Dial:

White Aluminum with black markings

Pointer:

Black Oxidized Aluminum

Case & Bezel:

304 St. St. Bayonet locking bezel

Window:

Glass, 3mm thick



























































































Window Seal:

Elastomer

Pressure Connections:

Standard 1/2"bsp or 1/2"npt

Differential Pressure Gauges

Capsule Type - Model 13B		<ul style="list-style-type: none">  Graduations on 270 degree - Standard Accuracy +/-2%  Standard Accuracy +/-2%  Scale 270 degrees - Standard Accuracy +/-2% 												
Code	Diff.Press	Static Pressure	60	1	1.6	2.5	4	6	10	16	25	40	60	100
08	0+0.1													
09	0+0.16													
10	0+0.25													
11	0+0.4													
12	0+0.6													
15	0+1													
16	0+16													
18	0+25													
19	0+4													
20	0+6													
22	0+10													
24	0+16													
25	0+25										